

## Sample Year Long Writing Guide

### **Week 1 Writing - Mid August** **(one word label)**

mom  
cat  
dog  
sun  
hat

### **Week 2 Writing** **(two word label/new sight words: a, the)**

a dad  
a top  
the pig  
the bat (baseball bat)  
a pen

### **Week 3 Writing - September** **(two word label)**

a rug  
the rat  
a nap  
the milk  
a hand (they can trace their hand for the picture)

### **Week 4 Writing** **(two word label)**

the bug  
a wig  
the pet  
a fork  
the bell


### **Week 5 Writing** **(simple sentence/new sight words: I, see)**

I see a nut.  
I see the pad. (lily pad)  
I see a rock.  
I see the mud.  
I see the tub.

### **Week 6 Writing w/ color words** **(simple sentence/new sight words: is, my, and)**

The light is red.  
I see a green frog.  
I see my brown dog.  
My cat is orange.  
My cat and dog fight.

**\*This is a good time to begin sentence unscrambling writing activities:**



**\*Also a good time to introduce typing:**



## Sample Year Long Writing Guide

### Week 7 Writing - October

(simple sentence/new sight word: like)

**\*I write the bold word on the board for them to copy, they choose color word**

I like the \_\_\_\_ **apple**.

I like the \_\_\_\_ **fish**.

I like my \_\_\_\_ **pumpkin**.

I like the \_\_\_\_ and \_\_\_\_ **leaves**.

I like the \_\_\_\_ **tree**.

### Week 8 Writing

(simple sentence)

**\*I write the bold word on the board for them to copy**

I like my **jack-o-lantern**.


I like the **crow**.

I like my **scarecrow**.

I like the **spider**.

I like my **bag**.

**\*This is a good time to begin sentence builder writing activities:**



### Week 9 Writing

At the start of the lesson, they taste a food item and decide if they like it or not  
(simple sentence/new sight words: do, not)

**\*I write the bold word on the board for them to copy**

I \_\_\_\_ the **jelly bean**.  
(like/do not like)

I \_\_\_\_ the **pickle**.  
(like/do not like)

I \_\_\_\_ the **cracker**.  
(like/do not like)

I \_\_\_\_ the **carrot**.  
(like/do not like)

I \_\_\_\_ the **raisin**.  
(like/do not like)

### Week 10 Writing

(sentence/new sight word: because)

**\*I write the bold word on the board for them to copy**

I \_\_\_\_ **Halloween** because \_\_\_\_.  
(like/do not like)

I \_\_\_\_ **candy** because \_\_\_\_.  
(like/do not like)

I \_\_\_\_ **costumes** because \_\_\_\_.  
(like/do not like)

I \_\_\_\_ **parties** because \_\_\_\_.  
(like/do not like)

I \_\_\_\_ **trick-or-treating** because \_\_\_\_.  
(like/do not like)

## **Sample Year Long Writing Guide**

### **Week 11 Writing - November**

**(independent writing prompt/continue teaching new sight words)**

**\*I write the word on the board and they write a 3-6 word sentence about it**

pumpkin

cornucopia

family

table

turkey

### **Week 12 Writing**

**(independent writing prompt)**

**\*I write the word on the board and they write a 3-6 word sentence about it**

thankful

cook

pumpkin pie

together

food

### **Week 13 Writing**

**(independent writing prompt)**

**\*I write the word on the board and they write a 3-6 word sentence about it**

apple pie

bread

bake

delicious

games

### **Week 14 Writing**

**(independent writing prompt)**

**\*I write the word on the board and they write a 3-6 word sentence about it**

trees

leaves

kitchen

home

fun

# Sample Year Long Writing Guide

## Week 15 Writing - December

(two sentences/new sight word: it)

**\*I write the bold word on the board for them to copy**

I \_\_\_\_\_ **snow**.  
(like/do not like)

It is \_\_\_\_\_. (add an adjective ex. white, crunchy, etc.)

I \_\_\_\_\_ **winter**.  
(like/do not like)

It is \_\_\_\_\_. (add an adjective ex. cold, wet, etc.)

I \_\_\_\_\_ **hot cocoa**.  
(like/do not like)

It is \_\_\_\_\_. (add an adjective ex. sweet, delicious, etc.)

I \_\_\_\_\_ **to sled**.  
(like/do not like)

It is \_\_\_\_\_. (add an adjective ex. fun, fast, etc.)

I \_\_\_\_\_ **the candy cane**.  
(like/do not like)

It is \_\_\_\_\_. (add an adjective ex. sweet, minty, etc.)

## Week 16 Writing

**(Spend the week writing a letter to Santa/  
new sight words: love, want, you)**

Include the five parts of a letter:

- Date
- Greeting
- Body (2 or 3 sentences)
- Closing
- Name

## Week 17 Writing

(two sentences/new sight word: are)

**\*I write the bold words on the board for them to copy. They complete the first sentence and make a second sentence about the topic.**

**Santa's suit** is \_\_\_\_\_.

**Penguins** are \_\_\_\_\_.

The **stockings** are \_\_\_\_\_.

My **Christmas cookie** is \_\_\_\_\_.

The **snowball** \_\_\_\_\_.

## Week 18 Writing

(two sentences/new sight word: for)

**\*I write the bold words on the board for them to copy. They complete the first sentence and make a second sentence about the topic.**

For **Christmas** I want \_\_\_\_\_.

**Santa's sleigh** \_\_\_\_\_.

The **reindeer** \_\_\_\_\_.

The **Christmas lights** \_\_\_\_\_.

The **snowman** \_\_\_\_\_.



## **Sample Year Long Writing Guide**

### **Week 19 Writing - January**

**Read a book about the topic below and write 2 to 3 facts/sentences about it  
(new sight words: have, live)**

winter

polar bears

penguins

black ice

ice fishing

### **Week 20 Writing**

**Read a book about the topic below and write 2 to 3 facts/sentences about it**

Arctic

Antarctica

ice skating

igloo

Arctic animals

### **Week 21 Writing**

**Read a book about the topic below and write 2 to 3 facts/sentences  
(new sight words: they, was, think, were)**

Martin Luther King, Jr.

Rosa Parks

Martin Luther King, Jr. and Rosa Parks both \_\_\_\_\_. They \_\_\_\_\_. I think \_\_\_\_\_.

kind

brave

### **Week 22 Writing**

**Read a book about the topic below and write 2 to 3 facts/sentences about it  
(new sight word: very)**

snow

blizzard

storm

snowflakes

icicles






# Sample Year Long Writing Guide

## Week 23-30 Writing - February to March (complex sentence)

Each of these writing activities can be completed in 1-2 days. They help build vocabulary and make sentences more detailed

## Week 31-38 Writing - April to June (3, 4, and 5 picture sequencing)

These are multi-day activities. Start with 3 pictures and move on as they become comfortable with each one



visit [peachyteachy.com](http://peachyteachy.com)

## **Sample Year Long Writing Guide**

for details on all writing activities as well as  
tips and tricks for sounding out words